































UL-508 CSA-22.2 IEC-60947-4-1 BS-5424 CNS-C2930-C4084		Model Name								
				S-C11	S-C12	S-C16	S-C21	S-C35	S-C50	S-C60
Insulation Voltage U_i				660V	660V	660V	660V	660V	660V	660V
Thermal Current I_{th} (AC1)				20A	20A	30A	36A	45A	65A	80A
Contact				1a OR 1b	1a1b - 2a OR 2b	1a1b	2a2b	2a2b	2a2b	2a2b
Rail Mounting DIN rail				35mm	35mm	35mm	35mm	35mm	-	-
Weight (Kg)				0.300	0.335	0.345	0.600	0.960	1.240	1.240
AC3 3-phase	220V	Kw(HP)	3(4)	3(4)	4(5.5)	5.5(7.5)	9(12.5)	13(17.5)	15(20)	
		I_e	12A	12A	16A	24A	35A	50A	58A	
	440V	Kw(HP)	4(5.5)	4(5.5)	5.5(7.5)	11(15)	15(20)	24(32)	30(40)	
		I_e	9A	9A	12A	21A	27A	44A	56A	
550V	Kw(HP)	4(5.5)	4(5.5)	5.5(7.5)	11(15)	15(20)	24(32)	30(40)		
	I_e	7A	7A	10A	17A	22A	35A	45A		
Approval										
Overload Relay				TH-12		TH-20		TH-60		

UL-508 CSA-22.2 IEC-60947-4-1 BS-5424 CNS-C2930-C4084		Model Name							
				S-C65	S-C80	S-C100	S-C125	S-C150	S-C220
Insulation Voltage U_i				660V	660V	660V	660V	660V	660V
Thermal Current I_{th} (AC1)				100A	125A	145A	165A	200A	250A
Contact				2a2b	2a2b	2a2b	2a2b	2a2b	2a2b
Rail Mounting DIN rail				-	-	-	-	-	-
Weight (Kg)				2.085	2.085	2.860	2.860	4.920	6.865
AC3 3-phase	220V	Kw(HP)	19(25)	22(30)	30(40)	37(50)	45(60)	65(85)	
		I_e	68A	85A	110A	135A	165A	220A	
	440V	Kw(HP)	37(50)	44(60)	60(80)	75(100)	90(125)	110(150)	
		I_e	65A	80A	90A	130A	160A	190A	
550V	Kw(HP)	37(50)	44(60)	60(80)	75(100)	90(125)	110(150)		
	I_e	52A	64A	72A	105A	130A	150A		
Approval						 	 	 	 
Overload Relay				TH-60		TH-120			

Seria SC